


# The Measuring Basics

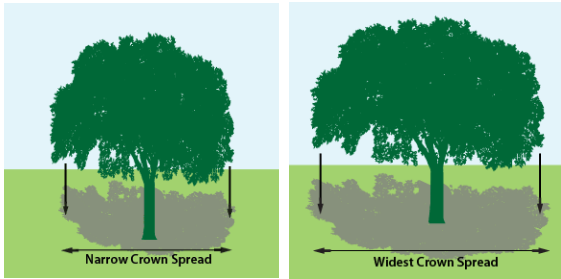
## Tree Height =

vertical distance, in feet, between the base of the trunk and the topmost twig.



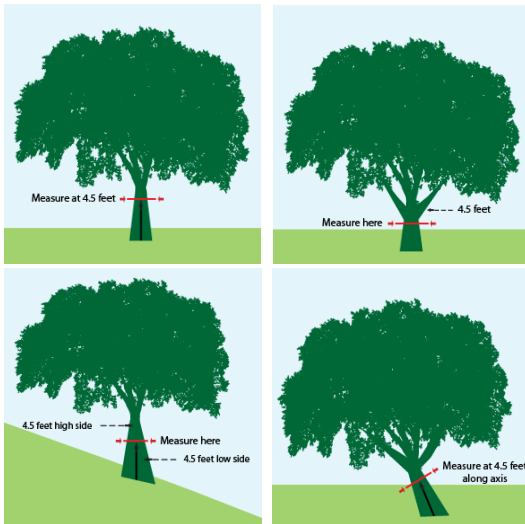
## Average Crown Spread =

(wide spread + narrow spread)/2



## Circumference =

distance (in inches) around the trunk of the tree at 4 1/2 feet above ground level.




Images courtesy of AmericanForests.org

### Additional measuring guidelines:


<http://www.americanforests.org/bigtrees/big-tree-measuring-guidelines/>

Return Address:

Julie Coop  
 Massachusetts Legacy Tree Program  
 MA Department of Conservation and Recreation  
 251 Causeway Street  
 Boston, MA 02114



# Massachusetts Legacy Tree Program Nomination Form



Massachusetts Department  
 of Conservation and Recreation  
 Bureau of Forest Fire Control and  
 Forestry

# Massachusetts Legacy Tree Program Nomination Form

## Legacy Tree Nomination Form

Date: \_\_\_\_\_

Are you nominating this tree for its size?  Yes  No

If no, are you nominating this tree for its age, rarity, aesthetic, botanical, ecological, cultural, or historical value?  Yes  No

Tree Common Name	Tree Scientific Name <i>(if known)</i>	
Street	City	County
Latitude	Longitude	

Describe location of tree on property *(if possible supply a map and photographs)* :

Trunk Circumference _____ Inches	Total Height _____ Feet _____ Inches	Avg. Crown Spread _____ Feet _____ Inches
Date Measured	Measured by	Condition of Tree <input type="checkbox"/> Excellent <input type="checkbox"/> Good <input type="checkbox"/> Fair

Remarks about Tree *(Provide a summary of tree's significance and a current photograph. Please attach any additional information.)* :

### Landowner Information

Name	<b>Landowner permission</b> With permission, tree information will be posted on our website and/or in print materials.  Permission to Publish: <input type="checkbox"/> Picture(s) <input type="checkbox"/> Exact location (will allow the public to visit the tree at any time) <input type="checkbox"/> Regional location (will list only the city and county)  Access to property for verification: <input type="checkbox"/> Yes <input type="checkbox"/> No	
Email		
Address		
City		Zip
Phone		

### Nominator Information

<input type="checkbox"/> Same as Landowner	Email
Name	Phone

**Mail completed nomination form to:** Julie Coop Massachusetts Legacy Tree Program MA DCR 251 Causeway Street Boston, MA 02114 **or**  
**e-mail form to:** Julie.Coop@state.ma.us

**Website:** <https://www.mass.gov/guides/massachusetts-legacy-tree-program>

Nominators and landowners will be notified if a tree is logged into the Massachusetts Legacy Tree Program.

Office Use Only

Public or Private Property \_\_\_\_\_ Date: \_\_\_\_\_  
 Circumference: \_\_\_\_\_ Total Height: \_\_\_\_\_ Crown Spread: (direction A \_\_\_\_\_ + direction B \_\_\_\_\_) / 2 = \_\_\_\_\_  
 Total Points: Circumference + Height + (Average Crown Spread) / 4 = \_\_\_\_\_ Big Tree: (Circle One) Yes or No

